

STUDENT PACKET

*Tales of a
Fourth Grade
Nothing*

by Judy Blume



Name _____

(first last) NAME: _____ DUE DATE: SEPTEMBER 4, 2018

Culminating Project Choices

Now that you have read Tales of a Fourth Grade Nothing, by Judy Blume, choose one of the final projects to do below. 4th Grade is all about making choices and taking responsibility; choose something you will have fun doing and excites you! Please remember to do your best writing as we are **FANTASTIC FOURTH GRADERS** now, so we always write in complete sentences, with correct grammar, and punctuation. Be sure to include lots of details, and engage your audience with whichever project you choose to do. **Fantastic Fourth Graders ALWAYS** complete their work 100% effort.

1. SEQUEL (Pg. 1): Write a sequel to Tales of a Fourth Grade Nothing. What happens to Peter & Fudge?
2. DEAR DIARY (Pgs. 2-4): Choose a character in Tales of a Fourth Grade Nothing. Write about the events in the book from his/her point of view, in three journal entries.
3. ADVERTISEMENT (Pg. 5): Create an advertisement that promotes Tales of a Fourth Grade Nothing.
4. COMIC BOOK (Pg. 6): Create a comic about a major event in Tales of a Fourth Grade Nothing.
5. PLAYWRIGHT (Pgs. 7-8): Write a script for a play about your favorite scene from Tales of a Fourth Grade Nothing.
6. MOVIE (Pg. 9): Tales of a Fourth Grade Nothing is being made into a movie, create a poster to promote the movie coming out.
7. NEWSPAPER ARTICLE (Pg. 10): Imagine that one of Fudge's adventures (choose one event) in Tales of a Fourth Grade Nothing makes it into the local paper.
8. CHARACTER ART (Pg. 11): Create sculptures, puppets, or models of the characters using any material you choose. You could use a combination of paper, rocks, clay, poster board, old toys, sticks, or anything you can think of! Then, write descriptions for each character you created explain each character and why you chose to make them the way you did.
9. MY BOOK COVER (Pgs. 12-13): Design your own book cover for Tales of a Fourth Grade Nothing. Write about why you designed your cover the way you did.
10. MY BOOK REVIEW (Pgs. 14): Would you recommend Tales of a Fourth Grade Nothing to a friend? Write about the book, and explain why you like or dislike it. Include a title, picture, and text.

MY CHOICE: _____

MY GRADE: _____

ms. mccall's comments:

(first last) NAME: _____

DATE: _____

1.

SEQUEL

DIRECTIONS: Write a sequel to Tales of a Fourth Grade Nothing. What happens to Peter and Fudge?!

* you must use all the lines below

Handwriting practice area consisting of 21 horizontal lines for writing a story.

(first last) NAME: _____ DATE: _____

2. DEAR DIARY ...

DIRECTIONS: Imagine that you are one of the characters in the story, Tales of a Fourth Grade Nothing. Then, choose 3 events in the story that involve that specific character. Write 3 journal entries about the events from your character's point of view. Please remember to write in the first person, and to include your emotions, actions, and opinions.

* you must use the entire page below

journal entry 1

2.

DEAR DIARY ...

DIRECTIONS: Imagine that you are one of the characters in the story, Tales of a Fourth Grade Nothing. Then, choose 3 events in the story that involve that specific character. Write 3 journal entries about the events from your character’s point of view. Please remember to write in the first person, and to include your emotions, actions, and opinions.

* you must use the entire page below

journal entry 2

2.

DEAR DIARY ...

DIRECTIONS: Imagine that you are one of the characters in the story, Tales of a Fourth Grade Nothing. Then, choose 3 events in the story that involve that specific character. Write 3 journal entries about the events from your character's point of view. Please remember to write in the first person, and to include your emotions, actions, and opinions.

* you must use the entire page below

journal entry 3

(first last) NAME: _____ DATE: _____

3. ADVERTISEMENT

DIRECTIONS: Design an advertisement to promote the book, Tales of a Fourth Grade Nothing. Think about when you see an add for something, it engages you by getting you excited (so be creative), you want us to want to read the book!

*** you must use the entire page below**

(first last) NAME: _____ DATE: _____

4. COMIC BOOK

DIRECTIONS: Imagine you are creating a comic about a major event that occurs within, Tales of a Fourth Grade Nothing. You are the creator of this comic book, and want people to read it!

* you must use all of the boxes

TITLE: _____

The form consists of five empty rectangular panels for drawing, arranged in three rows. The first row contains two panels of equal size. The second row contains a single, wide panel that spans the width of both panels from the first row. The third row contains two panels of equal size, similar to the first row.

5. PLAYWRIGHT

DIRECTIONS: Choose your favorite scene(s) from Tales of a Fourth Grade Nothing. Write it in the form of a play. Write a script below. Make sure you include all the characters that are included in this scene. Make sure you engage the reader, with correct punctuation! You will present this to our Fantastic Fourth Grade class.

** you must draw in lines, as shown below, and fill both pages*

Ex: Title: The Birthday Bash

Mom: "Get ready please."


Peter: "I am trying Mom." Although I wasn't sure why she was only talking to me and not Fudge too.

TITLE: _____

_____ :

(first last) NAME: _____ DATE: _____

Script continued ...



(first last) NAME: _____ DATE: _____

6.

MOVIE

DIRECTIONS: You are the director of the movie coming out, Tales of a Fourth Grade Nothing. Design a poster that is promoting the movie. You want people to come see your movie. Think of trailers and movie posters that make you want to go see a movie, *Incredibles 2*, *Boss Baby*, *Wonder*, etc.

* you must use all the space below

(first last) NAME: _____ DATE: _____

7. NEWSPAPER ARTICLE

EXTRA! EXTRA!

Read ALL about it!!

DIRECTIONS: Imagine that one of Fudge's adventures in Tales of a Fourth Grade Nothing makes it into the local paper. Choose one of the listed situations to write a news article about. Remember to include a headline, a "photo", and text.


- Fudge pretends he is a bird and flies off the jungle gym.
- Fudge is chosen to be the star of a Toddle-Bike commercial.
- Fudge goes missing at the movie theater.

* you must use the and complete everything below

(date)

(Newspaper Title)

(Article Title)



8. CHARACTER ART

DIRECTIONS: Create sculptures, puppets, or models of the characters in *Tales of a Fourth Grade Nothing* using any material you choose. You could use a combination of paper, rocks, clay, poster board, old toys, sticks, or anything you can think of! * Please do not go buy anything. Then, write descriptions for each character you created explain each character and why you chose to make them the way you did. Be specific, include character traits, qualities, unique adjectives to that character. Use the space below to do your writing.

* you must use the entire page below and create a model-like object for each (Peter, Fudge, Mrs. Hatcher, Mr. Hatcher, Sheila, Dribble, Jimmy, Mrs. Yarby, & Mr. Yarby) character.


(first last) NAME: _____

DATE: _____

9. MY BOOK COVER

DIRECTIONS: Design your own book cover for Tales of a Fourth Grade Nothing. Write about why you designed your cover the way you did on the following page.

* you must use all the space below to design your book cover and write in all the lines on the second



(first last) NAME: _____

DATE: _____

A large rectangular area with a dashed border, containing 20 horizontal lines for writing. The lines are evenly spaced and extend across the width of the page.

(first last) NAME: _____

DATE: _____

10. My Book Review

Would you recommend Tales of a Fourth Grade Nothing to a friend? Write about the book, and explain why you like or dislike it. Include a title, picture, and text.

